
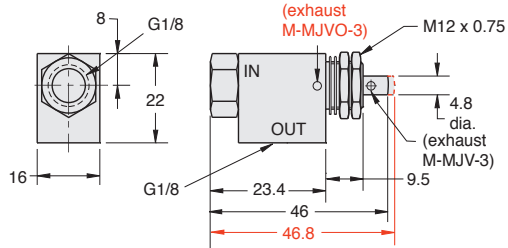


Directional Control Valves – M-MJV/M-MJVO G1/8 Stem & Cartridge Valves

Normally-Open/Normally-Closed Poppet Valves




(M-MJV-2 shown)



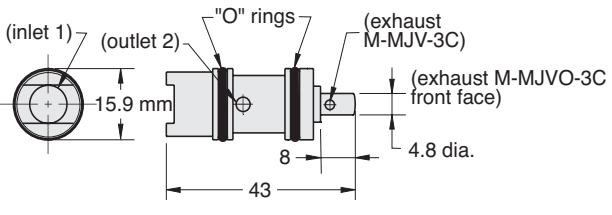
Port(s)	Function	2/2	3/2
G1/8	Normally-Closed	M-MJV-2	M-MJV-3
G1/8	Normally-Open	M-MJVO-2	M-MJVO-3

Air Flow: M-MJV-2, M-MJV-3/M-MJVO-3: 400 L/min @ 3.5 bar; 700 L/min @ 7 bar
 M-MJVO-2: 200 L/min @ 3.5 bar; 340 L/min @ 7 bar; 400 L/min @ 7 bar; 700 L/min @ 7 bar

2/2 & 3/2 Cartridge Valves



(M-MJV-2C shown)



Function	2/2	3/2
Normally-Closed	M-MJV-2C	M-MJV-3C
Normally-Open	M-MJVO-2C	M-MJVO-3C

Air Flow: 310 L/min @ 3.5 bar; 565 L/min @ 7 bar